

FS250 Hot Dog Trailer

Specification

Model:	FS250
Dimensions:	250*200*230cm
Color:	Black
Window:	Flip-out sliding window, with a fold-down serving shelf Side window, 86*86cm
Electrical:	110V/60HZ
Material:	Frame: Galvanized Steel Exterior Walls: Cold-rolled Steel Interior Wall: Aluminum Composite Panels Insulation: Black Cotton, 40mm thickness Border: Black checker plate Flooring: Non-slip aluminium checkered floor
Accessory:	88cm safety chain Trailer hitch ball Trailer coupler Trailer stabilizers Heavy-duty trailer jack with wheel Door stop
Electrical System:	Electrical panel board Circuit breaker Power sockets Generator receptacles with cover Interior light bars Trailer tail lights & red reflectors Side lights 7 pin trailer connector License light Emergency light
Water Sink Kits:	NSF-certified 3 compartment water sink with side splash Hand sink Commercial faucets for cold & hot water Floor drain

Water Supply System:	24V water pumps 25L food-grade plastic clean water tanks 25L food-grade plastic cley water tank
Features:	<ul style="list-style-type: none"> ● Food trailer built to the codes & regulations in California ● Full steel body & frame ● Large serving opening ● Aluminum sliding window ● Square checker plate border ● Stainless steel serving shelf ● Standard electrical system in US ● All electrical work behind wall lining ● Food-grade stainless steel countertop ● Plenty of storage space
Warranty:	1 year warranty for free

Details



- Body -



- Front -



- Border -



- Tire -



- Window -



- Folding Shelf -



- Tow Bar -



- Electrical System -



- Interior -



- Interior -

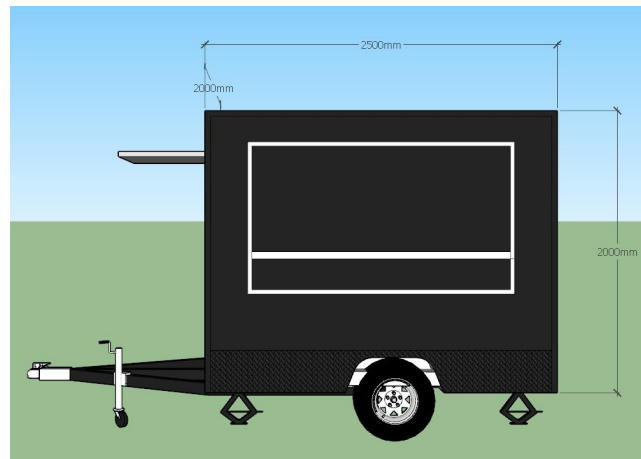
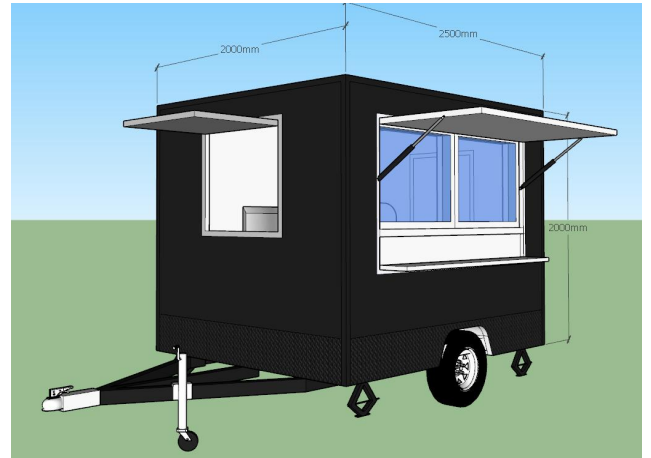
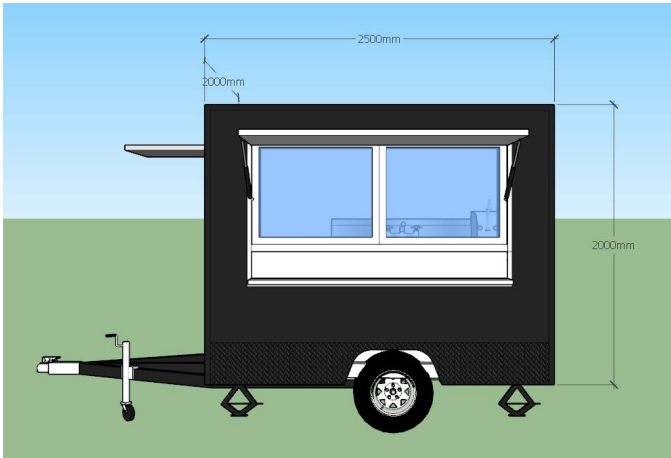


- Sink -



- Sink -

Design



Floor Plan

Model: FS250, Dimensions: 250*200*230cm, Electrical: 110V/60Hz, Color: Black

